

DESCRIPTION

A high quality vehicle activated display featuring high definition graphics, data collection, Wi-Fi communication and optional power systems, the Invinca VAS delivers a clear message to approaching drivers as a Speed Indicating Device.

Embedded in our proven Invinca sign system the Invinca VAS adds the latest technology to a recognisable piece of road signage, providing interactive feedback to drivers. The Invinca VAS features a Frequency Modulated Continuous Wave Radar providing vehicle count accuracy of >93%.

CONSTRUCTION

Body	One piece UV stabilised moulded body in black, with an inset 6 mm high impact polycarbonate protective panel with an anti-glare hard coat finish in front of the LED display.
Fixing	Cast aluminium (LM6M) back door assembly available with either 76mm post top or Vari-fix mid post fixing. Compatible with all Invinca fixing accessories. Optional portable tripod mounting.

ELECTRONICS

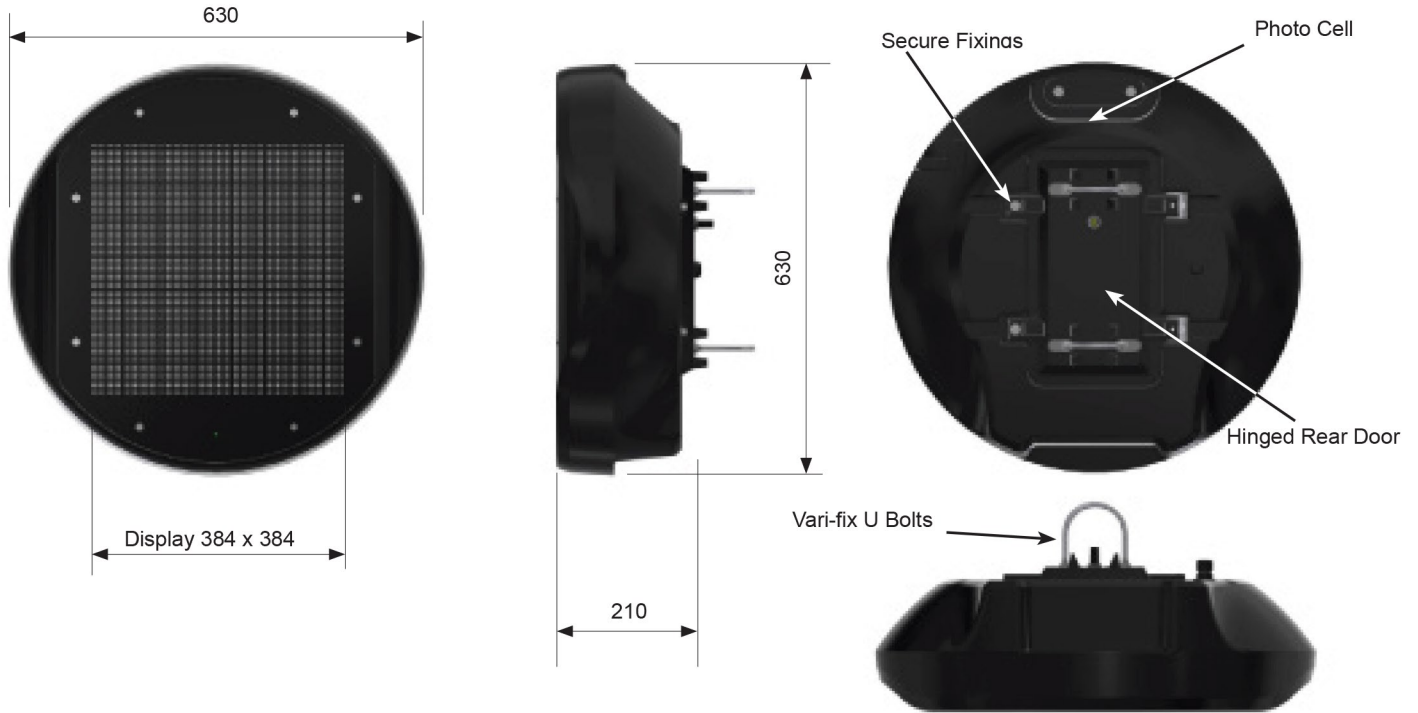
Display	384mm x 384mm screen size using single chip SMD (RGB) LED's on a 6mm pitch providing a 64 x 64 pixel screen which when viewed from greater than 6 Metres provides a visually coherent display. 32 level adaptive dimming with ambient light sensor.
Radar	Low power K-Band, 24 GHz, Frequency Modulated Continuous Wave (FMCW) radar with a range of up to 180 metres and detection of up to 99 mph. Low speed threshold 7 mph.
Power Requirements	5/12volt core supplied via in built 240 volt power supply or integral batteries. Max power consumption 23.2 watts (2 watts standby) .
Data Collection	Collection of data to internal memory (2 banks of 1 million vehicle counts) and downloaded though the integrated Wi-Fi connection in csv format. Vehicle count taken at 20m from Invinca VAS with >93% accuracy. Stealth mode available - display disabled with data collection active.
Operating Temp.	-15°C to +40°C
Ingress Protection	IP55
Impact Resistance	IK09
Configuration	Program interface configurable through integrated Wi-Fi allowing adjustment of speed threshold, over-speed and under-speed cut-off, radar range and data logging preferences. Includes stealth mode where the display is switched off and data continues to collect. Factory configurable graphics and sequencing.

OPTIONS

Mains	Permanent 240 v mains operation.
Mains/Battery	Semi-permanent mounting on a switched lighting column, where battery charging takes place at night in order to power the Invinca VAS throughout the day.
Battery	Invinca VAS with integral battery and optional free-standing tripod mount, ideal for temporary deployment with back to base charging Battery sufficient for 12,000 activations per day.
Mounting Options	Mid Post Vari-fix for 76,89 & 114 mm posts Post Top Socket fixing for 76mm posts. Vari-band banding cleats for use with banding systems. Heavy duty tripod






Simmons signs Limited reserves the right to alter or improve this guide without prior notice.

DIMENSIONS



Vari-fix Shown

MOUNTING OPTIONS






	 Mid Post with Vari-fix 76, 89 and 114mm	 Vari-band banding cleats	 Optional Post Top 76mm	 Optional Tripod and Mount	 Battery Charger
Permanent 230v Mains Installations	✓	✓	✓	✗	✗
Battery operated with internal battery charger. Mains charging lead supplied for 'return to base' charging	✗	✗	✗	✓	✓
Battery with internal battery charger. For use with adjacent power supply which may be photocell switched to allow over-night charging	✓	✓	✓	✗	✓

Simmons signs Limited reserves the right to alter or improve this guide without prior notice.

PACKAGING DETAILS

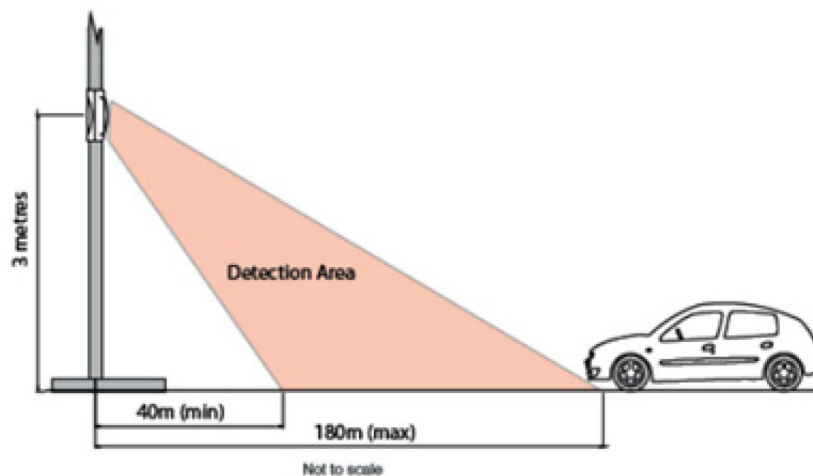
Product	Weight	Packing	Dimensions	Pack Quantity
Invinca VAS 230v	13	Carton	65 x 65 x 37 cm	1
Invinca VAS with Battery	22	Carton	65 x 65 x 37 cm	1
Tripod	4.5	Carton		1

GRAPHIC CONFIGURATION

	Start of message	Under or Equal to Speed Threshold		Over Speed Threshold	
Timing :	1 second	1 second	3 seconds	1 second	3 seconds
Display :					

Full colour customised graphics and configurable sequencing available, allowing different graphics to be displayed for different speeds.

RADAR DETECTION ZONE



Simmons signs Limited reserves the right to alter or improve this guide without prior notice.