


#### DESCRIPTION

The Safe-Way is ideal where high resistance to vandalism is required or where access to the unit is a security issue. Typical installations include pedestrian underpasses, undercover car parks and stairwells. The Safe-Way has been tested against vandalism in accordance with BS EN 62262:2002 clause 6. The level reached was IK10 (50 Joules) which exceeds the standard test by 30 Joules (150%).



#### LIGHTING EQUIPMENT

##### LED

- EcoSafelight LED array.
- Single IP67 LED driver with 0.9 power factor correction.
- Maximum 31 Watt total energy consumption (dimnable) [see table on page 2].

#### OPTIONS

Full range of powder coated stainless steel infill panels and end caps for varying installation configurations.

A range of cornice, recessed and surface fixings.

#### CONSTRUCTION

##### Body

1.6mm fabricated stainless steel. Gear enclosure using supplied 25mm glands is IP65 certified. IP integrity is independent of installation fixing points.

##### Glazing Frame

2.5mm fabricated stainless steel, powder coated white. Secured using 6 No. positively captivated and rebated security screws, with unique assisted alignment feature, to ease access and replacement. Easily replaceable standard glazing comprises 1x10mm polycarbonate panel with 1mm graffiti protection screen. Stainless steel double link hinge system for safe and easy maintenance.

##### Light Unit

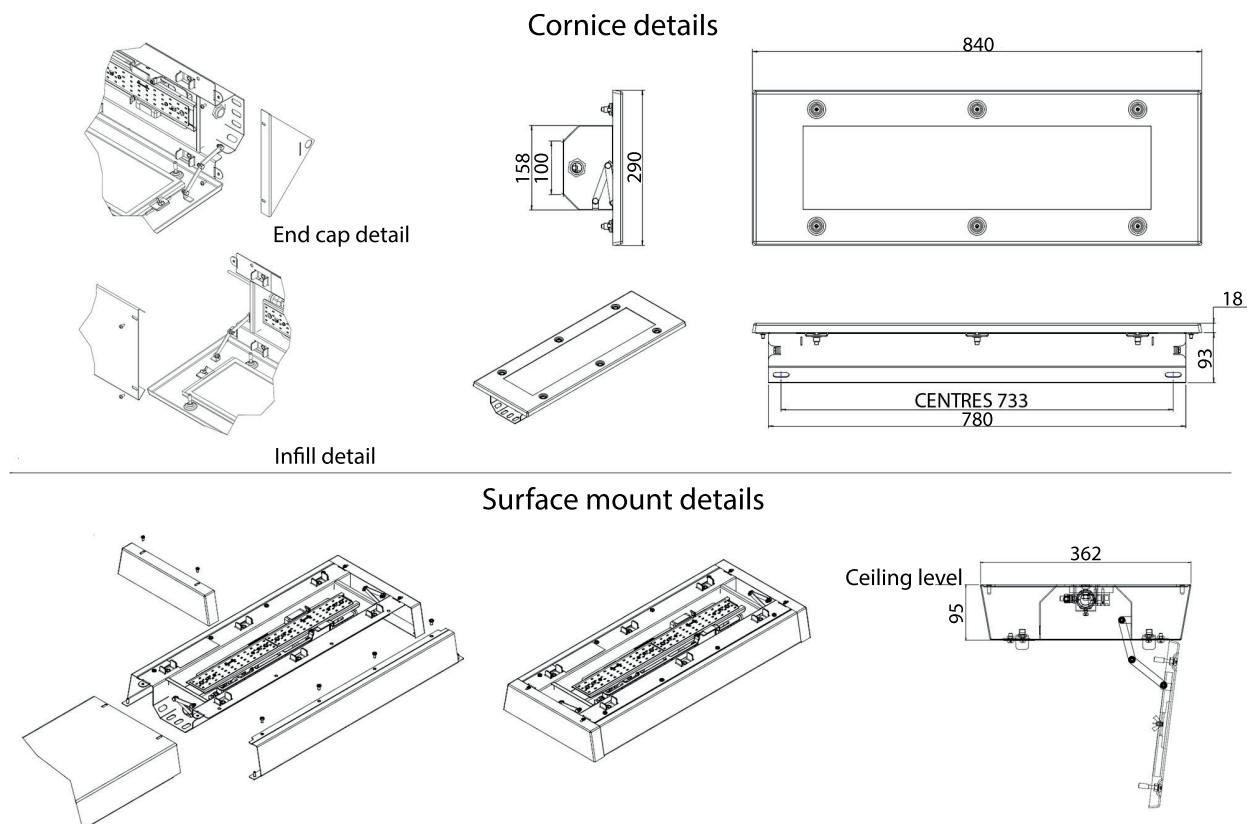
LED light engine with dimmable driver all mounted to a 1.6mm aluminium gear tray, polyester powder coated white. Available in two colour temperatures of 4,000K, CRI (Ra) >80 cool white and 5700K, CRI (Ra) >70 warm white. All components are fitted to this gear tray.

	SWLV/780/6*	SWLV/780/5**	SWLV/WW/780/6*	SWLV/WW/780/5**
Light Option	LED	LED	LED	LED
Light Source	104 LEDs in strings of 4	104 LEDs in strings of 4	104 LEDs in strings of 4	104 LEDs in strings of 4
Power (W)	24	20	24	20
Operation Voltage	3	3	3	3
Guarantee (yr)	230V ac	230V ac	230V ac	230V ac

\* 55w PL-L Equivalent

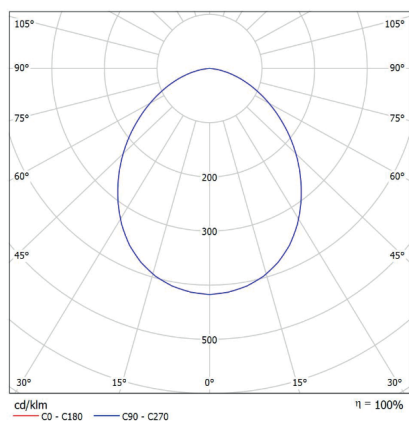
\*\* 40w PL-L Equivalent

Simmons signs Limited reserves the right to alter or improve this guide without prior notice.



### EcoSafelight/Clear lens

Luminaire: SafeWay Stippled Mode 0 - 100% Simmons  
Lamps: 1 x LED array



EcoSafelight operating  
temperature -25 to  
+25°C ambient.

### Dimming Summary

At 25°C to BS EN 13032-1:2004+A1:2012 test

EcoSafelight	Setting	Total Lumen output (Stippled lens)	Watt*	UMSUG Code
	7	2198	24	42 0024 0000 100
	6*	1855	20	42 0020 0000 100
	5**	1564	17	42 0017 0000 100
	4	1339	14	42 0014 0000 100
	3	1126	12	42 0012 0000 100
	2	810	9	42 0009 0000 100
	1	336	5	42 0005 0000 100
	0	2733	31	42 0031 0000 100

\* 55w PL-L Equivalent

\*\* 40w PL-L Equivalent

### Definitions

**DLOR** = downward light output ratio = 1

**ULOR** = upward light output ratio = 0

**TLOR** = total light output ratio = 1

\*Total circuit power

Simmons Limited reserves the right to alter or improve this guide without prior notice.

[simmons.co.uk](http://simmons.co.uk)

+44 (0)7841 052 022  
+44 (0)1952 293 333  
[sales@simmons.co.uk](mailto:sales@simmons.co.uk)

Stafford Park 5  
Telford Shropshire  
TF3 3AS

Doc Ref: DG062  
Issue Date: October 2022  
Issue Number: 11