

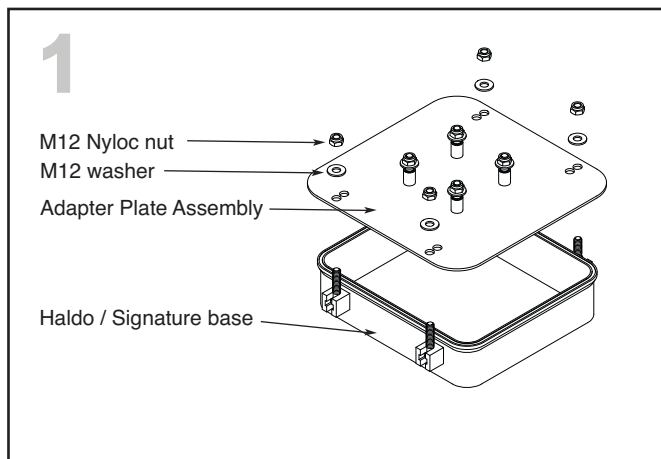
### SAFETY FIRST

Isolate the electrical supply before commencing any installation or maintenance work.

This product is not designed to seal the existing, previously installed, base to any IP rating. As such any existing electrical supply must remain isolated in accordance with current IEEE regulations and it is the installer's responsibility to ensure this.

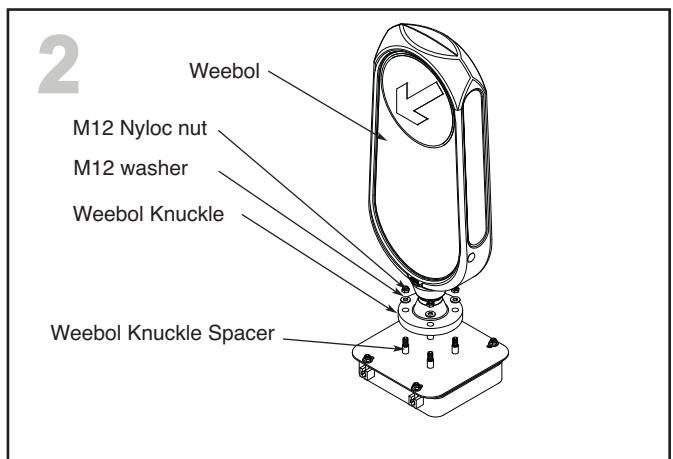
### TOOLS REQUIRED

19mm A/F combination spanner

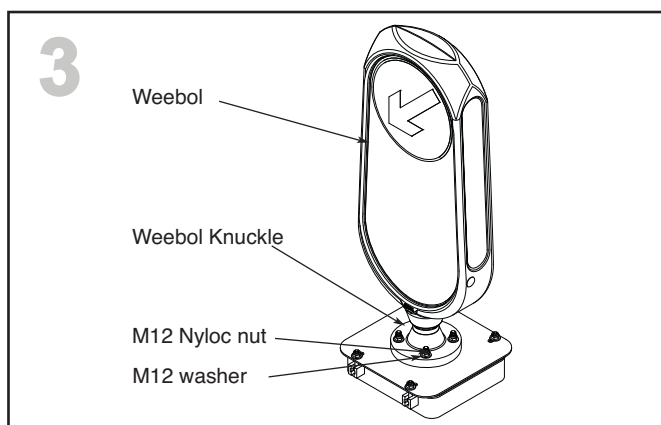


Permanently isolate the electrical supply and remove the existing base light cover and gear tray.

Place the adaptor plate assembly over the existing cover fixing bolts and secure with 4 x M12 Nyloc nuts and washers.



Remove the 4 x M12 Nyloc nuts and washers from the Weebol fixings in the centre of the adaptor plate. Place the Weebol over the 4 x fixings ensuring the 4 x spacers are in place. Check that the orientation of the Weebol is correct for the traffic application.



Secure the Weebol using 4 x M12 Nyloc nuts and washers.

*Simmons signs Limited reserves the right to alter or improve this guide without prior notice.*